



Model 000 QCTP Mod Kit for Myford - Fitting Instructions

The Model 000 Quick Change Tool Post is an ideal size for Myford lathes but the 10.4mm (nominal) centre mounting hole is a tad too small for the standard Myford 7/16" centre stud. This ARC Mod Kit gets around that and enhances tool post locking with a thrust bearing.



1. Wind off the top of the compound slide to reveal the base of the existing tool post stud.




2. Remove the existing tool post stud, tapping with a mallet if necessary.

3. Insert the new stud into the compound slide ensuring the location pin enters the location hole.



4. If necessary, lightly tap the stud into place.

5. Attach the Model 000 Quick Change Tool Post onto the stud.



6. Add the needle roller thrust bearing to the top of the tool post.

7. Screw on and secure the clamping lever to finish the assembly.